

Pella Security Products Inc.

Catalog No. 20



Made in USA

Pella Security

There is a burglary in America every 10 seconds. FBI data informs us that we have a one in four chance of being burglarized in the next 10 years. Millions of dollars are lost each year to intruders who have little to lose. We also know of the possible dangers of firearms falling into young inexperienced or even criminal hands. The best solution to this problem is to protect our firearms and valuables from such dangers. Pella Security Products offers a wide variety of heavy-duty safes with bank-like security features incorporated into each and every one. For over 25 years now Pella Security has earned a reputation of building the finest and toughest safes on the market. From the forming process to the last coat of paint, great pride, craftsmanship and detail go into every product we make. That's why we have one of the best warranties in the business. If you have a problem with any product we make we'll take care of it.

Tested and Proven Fire Protection

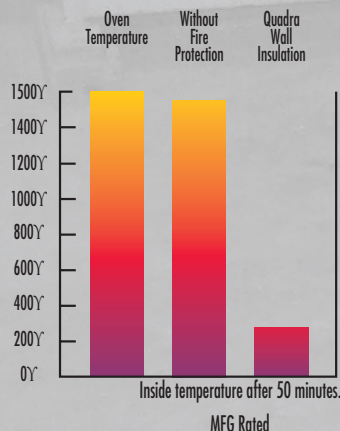
According to the National Fire Protection Association, fire strikes every 51 seconds. Six percent of us will experience a serious fire in the next 10 years. Billions of dollars are lost each year, leaving only charred remains of your valuables. All Pro and Sportsman Series safes come standard with our 1500° F 50-minute fire insulation. Executive models have 1500° 130-minute fire insulation.

Quadra Wall Insulation

Tested and proven by an independent Laboratory, committed to fire research, the Quadra Wall Insulation has been tested and proven to protect important heat sensitive items, such as papers and documents, from external temperatures in excess of 1500°F, while keeping the inside temperature from rising more than 275°F in 50 minutes.

This is accomplished by laminating interlocking layers of 5/8" thick type "C-36" fireboard inside the steel walls of the safe. An effective heat release system allows the hot gases to vent to the outside of the safe to maintain low inside temperatures. The door is also protected by a 1 1/4" layer of type "C-36" fireboard, which is enhanced with a 2 1/2" dead air space. A double Palusol heat-expanding fire seal, along with a cold smoke seal is then applied to our exclusive tri-fold door frame. This heat-activated seal swells to 15 times its original size to seal out heat, smoke and water, standard on all models.

The test specimen was placed in a furnace which was fired to 1500°F for 50 minutes. Thermocouples placed throughout the inside of the safe gave temperature readings during the test. Crumpled newspapers were also placed inside. During the test the extreme heat totally disintegrated the paint finish and melted off the metal dial and ring, but inside no damage. The thermocouples placed inside the safe confirmed that the temperatures stayed well below the maximum allowable temperature.



The double heat expanding Palusol fire seal along with a cold smoke seal is applied to our exclusive tri-fold door frame. This unique seal prevents heat smoke and water from entering the safe during a fire. Standard on all models except Guardsman Series and Inswing vault doors which have one heat expanding seal.

Fire insulated safes are only fire resistant. There is no safe or brand that is fire proof. The amount of fire insulation, the type of insulation used, how it is applied, type of door seal, construction of the door, corrugation of the door jam, thickness and forming of the safe body and how tight the door seals are all part of making a safe as fire resistant as possible. That's why all our design features are built around fire and theft and not to a price. You can also enhance your safe's ability to resist heat by putting it in a basement or against an exterior wall. Keeping it away from garages, kitchen or gas appliances will also help as these areas can produce hotter temperatures during a fire. If your safe should experience a fire, open immediately and have all firearms disassembled, cleaned and oiled.



Not only have our safes undergone the tough fire testing, but have withstood the real thing.

In February of 1999, we received a phone call from a customer who said that he had one of our safes and that his house had burned to the ground and that he had lost almost everything in a matter of minutes. After the fire was extinguished they managed to drag the safe out of the rubble with a backhoe. Members of the local fire department told him that there probably wouldn't be anything left inside the safe because it had been exposed to such extreme heat for hours. After trying to unlock the safe he couldn't get the dial to turn so he called us for help. We immediately sent someone to help him out. With a little work we got the dial to turn and unlocked it on the first try. We opened the door to find everything inside just like it was when he put it in there. Stacks of papers, plastic boxes, ammo, coins, and guns all unharmed.



Fire insulation is standard on all models


Heavy Duty Security Features To Protect Your Belongings

NOT ALL SAFES ARE CREATED EQUAL

Many design features have been applied to all our safe models such as: type of lock, independent relockers, steel thickness, amount and type of hardplate, depth the lock is mounted in the door body thickness (no less than 12 ga.), type of welds on the seams, how tight the door seals, gap around door perimeter, position of locking bolts, bolt size tri-fold frame and door design are the strongest in its class, heavy duty hinges, cam drive doors and fire insulation throughout to prevent torch attacks. These design features make our safes the best deterrent to theft there is. You can also enhance the security of your safe by anchoring it to the floor or wall.

TRI-FOLD FRAME

This innovative and exclusive design is unlike any other on the market today. Not only does it retain tremendous strength from the forming process by using the natural strength of the steel, but protects the locking bolts by two layers of corrugated steel to discourage any drilling or prying attempts.



HIGH GLOSS FINISH

Three coats of self-etching primer and four coats of high gloss polyurethane paint give our safes uncompromising durability and exceptional appearance.

MODULAR INTERIORS

Pella Security Products has designed an interior that can be changed at any time to meet your needs, with an inside track system which allows you to position your interior accordingly or to change to different configurations.

RECESSED DOOR

Doors are recessed over 1 1/4" to foil any prying attempts.

DOUBLE WELDED SEAMS INSIDE AND OUT

ONE INCH CHROME PLATED LOCKING BOLTS

*Up to 13-1" full length chrome plated locking bolts which penetrate up to 2 1/2" into our exclusive tri-fold door frame.

CAM DRIVE

Each door contains a cam drive bolt work to disperse any force generated upon the locking mechanism from a vertical or horizontal punch attack.

INTERNAL RELOCKER

Each safe has two internal independent relockers to foil any punching attempts.

SARGENT & GREENLEAF LOCK

Pella Security Products uses only the finest lock available. This UL listed Group II combination lock with up to one million possible combinations has a built-in relocking trigger which keeps the lock engaged even if the internal locking mechanism is destroyed. Key locking dial and spy proof ring have also been added for extra security. For ease of use with maximum security, the S&G Electronic lock with push button key pad is also available.

DOUBLE SEALING HYDRO- FORMED DOORS

Exclusive double sealing hydro-formed doors with double 1 1/4" thick fire insulation. This massive door is over 4 1/2" thick with a reinforced 7/8" pry proof door edge designed to withstand prying and tool attacks. Standard on all models, except Guardsman Series.

QUADRA WALL FIRE PROTECTION

Standard 1500°F for 50-minute fire protection, MFG Rated. Independent Laboratory tested and proven to resist heat up to 1500° F for 50 minutes without the inside temperature rising more than 275°F. *Executive models have 1500°F for 130 minute rating

DOUBLE FIRE SEALS

All safes with our standard fire insulation have not one but two individual heat expanding fire seals along with a cold smoke seal. The cold smoke seal keeps the door sealed from heat, smoke and water until the outside temperatures reach 275°F, then the heat-expanding seal expands 15 times its original size to completely seal the perimeter of the door from soot, smoke, heat and water, except Guardsman and Inswing vault doors which have one.

FOUR LAYER HARDPLATE

To protect the lock from drill torch and tool attack, multiple layers of drill resistant steel and hardened armor plate have been added to protect the lock and lock mechanism.

THREE-WAY SPINNER HANDLE

This custom designed handle disengages from the bolt work if put under excessive force. Available in brass or chrome finish.

HEAVY DUTY HINGES

These heavy duty hinges are designed to easily bear the weight of our heavily reinforced doors and to provide effortless swinging and true fit inside our tri-fold door frame. These hinges also allow the door to open a full 180° to provide full access to the safe's contents. When open, the door could be lifted off to provide for easier moving. But once the door is closed, the hinges could be totally removed in an attempted attack, but with the massive internal locking bolts, the door would still stay locked tight.

Executive Series

EX 750 Shown in Black Granite
with optional electronic lock

Ex 632 Ivory White with
optional electronic lock

Ex 632 Gray Granite finish

EX 321 Gloss Black electronic lock

EXECUTIVE SERIES STANDARD FEATURES

- 1500° F fire insulation for 130 minutes
- Exclusive double sealing fire doors with cold smoke and heat expanding seals.
- Exclusive tri-fold frame strongest in its class
- 2^{13/16"} thick body with 3/16" outer steel wall
- Heavy 4^{1/2"} thick reinforced hydro-formed door with a pry proof 7/8" door edge thickness
- Easy swing heavy-duty door hinges
- Dual independent relockers
- Up to 13-1" chrome plated locking bolts
- Five layer hardplate with two independent layers of drill stopping armor plate
- U.L. listed Sargent and Greenleaf Group II combination lock with built-in relocker, key lock dial and spy proof ring or upgrade to a Sargent and Greenleaf Electronic Push-button keypad for quick easy access.
- 3 way spinner handle with force slip design
- Removable doors for easier moving
- Plush velour covered interiors
- Available in high gloss or textured granite style finish
- Predrilled for optional dehumidifier rod
- Limited lifetime warranty

EXECUTIVE SERIES SPECIFICATIONS

| Model | Height | Width | Depth | Volume | Locking Bolts | Body Thickness | Door Thickness | Weight | Gun Capacity With Side Shelves | All Gun Capacity |
|--------|--------|-------|-------|--------|---------------|---|---|----------|-----------------------------------|---------------------|
| EX 752 | 72" | 50" | 27" | 57cu | 13-1" | 2 ^{13/16"} thick body with 3/16" outer steel wall | Reinforced 4 1/2" thick with 7/8" pry proof edge thickness | 1650 lbs | 8, 16, 30 | 30 or 42 |
| EX 742 | 72" | 40" | 27" | 45cu | 13-1" | | | 1460 lbs | 8, 16, 30, | 30 or 40 |
| EX 732 | 72" | 30" | 25" | 32cu | 12-1" | | | 1125 lbs | 3, 7, 15 | 16 or 26 |
| EX 652 | 60" | 50" | 27" | 47cu | 11-1" | | | 1490 lbs | 8, 16, 30 | 30 or 42 |
| EX 642 | 60" | 50" | 27" | 38cu | 11-1" | | | 1320 lbs | 8, 16, 30 | 30 or 40 |
| EX 632 | 60" | 30" | 25" | 26cu | 10-1" | | | 1025lbs | 3, 7, 15 | 16 or 26 |
| EX 621 | 60" | 24" | 19" | 16cu | 10-1" | | | 780 lbs | 3, 8 | 10 or 16 |
| EX 321 | 30" | 24" | 19" | 8cu | 6-1" | | | 415 lbs | All Shelf Only | All Shelf Only |

Dimensions are rounded off and could vary plus or minus a 1/2". (Handle may extend 2 1/2" beyond face of door)

Top door bolt (40" width safes only)

Sportsman Series



SP 632 in Champagne

SP 642 with optional electronic lock and mural



SP 632 with optional mural



SP 742 with optional electronic lock mural and hinge caps

SPORTSMAN SERIES

STANDARD FEATURES

- 1500° F fire insulation for 50 minutes standard
- exclusive double sealing fire doors with cold smoke and heat expanding seals
- Exclusive tri-fold frame strongest in its class
- Four layer hardplate with drill stopping armor plate.
- 1⁹/₁₆" thick body with 3¹/₁₆" outer steel wall
- Heavy 4¹/₂" thick reinforced hydro-

formed door with pry proof 7⁷/₈" door edge thickness.

- Easy swing heavy duty door hinges
- Dual independent relockers
- Up to 13-1" chrome plated locking bolts
- U.L. listed Sargent and Greenleaf Group II combination lock with a built-in relocker, key locking dial and spy proof ring or upgrade to a Sargent and Greenleaf Electronic push button keypad for quick easy access

- 3 way spinner handle with force slip design
- Removable doors for easier moving
- Plush velour covered interiors
- Available in high gloss or textured granite style finish
- Predrilled for optional dehumidifier rod
- Limited lifetime warranty
- Upgraded fire linings will reduce gun capacities.

SPORTSMAN SERIES SPECIFICATIONS

| Model | Height | Width | Depth | Volume | Locking Bolts | Body Thickness | Door Thickness | Weight | Gun Capacity With Side Shelves | All Gun Capacity |
|--------|--------|-------|-------|--------|---------------|--|---|----------|-----------------------------------|---------------------|
| SP 752 | 72" | 50" | 27" | 57cu | 13-1" | 1 ⁹ / ₁₆ " thick body with 3 ¹ / ₁₆ " outer steel wall | Reinforced 4 ¹ / ₂ " thick with 7 ⁷ / ₈ " pry proof edge thickness | 1400 lbs | 8, 16, 30 | 32 or 45 |
| SP 742 | 72" | 40" | 27" | 45cu | 13-1" | | | 1250 lbs | 8, 16, 30, | 32 or 42 |
| SP 732 | 72" | 30" | 25" | 32cu | 12-1" | | | 920 lbs | 3, 7, 15 | 18 or 28 |
| SP 652 | 60" | 50" | 27" | 47cu | 11-1" | | | 1175 lbs | 8, 16, 30 | 32 or 45 |
| SP 642 | 60" | 40" | 27" | 38cu | 11-1" | | | 1050 lbs | 8, 16, 30 | 32 or 42 |
| SP 632 | 60" | 30" | 25" | 26cu | 10-1" | | | 830 lbs | 3, 7, 15 | 18 or 28 |
| SP 621 | 60" | 24" | 19" | 16cu | 10-1" | | | 670 lbs | 3, 8 | 12 or 18 |
| SP 321 | 30" | 24" | 19" | 8cu | 6-1" | | | 340 lbs | All Shelf Only | All Shelf Only |

Dimensions are rounded off and could vary plus or minus a 1/2". (Handle may extend 2 1/2" beyond face of door)

Top door bolt (40" width safes only)

Pro Series

Pro 742 with optional
electronic lock and mural

Pro 742 shown with
optional interior lighting



Pro 632 shown with
optional electronic lock

Pro 621 shown with
manual combination lock

Pro 632 shown with
optional electronic lock

PRO SERIES STANDARD FEATURES

- 1500° F fire insulation for 50 minutes standard
- Exclusive double sealing fire doors with cold smoke and heat expanding seals
- Exclusive tri-fold frame strongest in its class
- Four layer hardplate with drill stopping armor plate.
- 1 1/2" thick body with 10ga outer steel wall
- Heavy 4 1/2" thick reinforced hydro-formed door with pry proof 7/8" door edge thickness.
- Easy swing heavy duty door hinges
- Dual independent relockers
- Up to 13-1" chrome-plated locking bolts
- U.L. listed Sargent and Greenleaf Group II combination lock with a built-in relocker, key locking dial and spy proof ring or upgrade to a Sargent and Greenleaf Electronic push button keypad for quick easy access
- 3 way spinner handle with force slip design
- Removable doors for easier moving
- Plush velour-covered interiors
- Available in high gloss or textured granite style finish
- Predrilled for optional dehumidifier rod
- Limited lifetime warranty
- Upgraded fire linings will reduce gun capacities.

PRO SERIES SPECIFICATIONS

| Model | Height | Width | Depth | Volume | Locking Bolts | Body Thickness | Door Thickness | Weight | Gun Capacity With Side Shelves | All Gun Capacity | |
|---------|--------|-------|-------|--------|---------------|---|---|----------|--|---------------------|----------|
| PRO 752 | 72" | 50" | 27" | 57cu | 13-1" | 1 1/2" thick body with 10 ga outer steel wall | Reinforced 4 1/2" thick with 7/8" pry proof edge thickness | 1275 lbs | does not include weight of optional steel liner | 8, 16, 30 | 32 or 45 |
| PRO 742 | 72" | 40" | 27" | 45cu | 13-1" | | | 1100 lbs | | 8, 16, 30, | 32 or 42 |
| PRO 732 | 72" | 30" | 25" | 32cu | 12-1" | | | 825 lbs | | 3, 7, 15 | 18 or 28 |
| PRO 652 | 60" | 50" | 27" | 47cu | 11-1" | | | 1025 lbs | | 8, 16, 30 | 32 or 45 |
| PRO 642 | 60" | 40" | 27" | 38cu | 11-1" | | | 925 lbs | | 8, 16, 30 | 32 or 42 |
| PRO 632 | 60" | 30" | 25" | 26cu | 10-1" | | | 750 lbs | | 3, 7, 15 | 18 or 28 |
| PRO 621 | 60" | 24" | 19" | 16cu | 10-1" | | | 585 lbs | | 3, 8 | 12 or 18 |

Dimensions are rounded off and could vary plus or minus a 1/2". (Handle may extend 2 1/2" beyond face of door)

Top door bolt (40" width safes only)

Does not include weight
of optional steel liner

Guardzman Series



G 632 Shown with optional electronic lock

G 632 Shown with optional electronic lock

G 642 Shown with optional electronic lock

GUARDSMAN SERIES STANDARD FEATURES

- 1200° F fire insulation for 50 minutes standard
- Heat expanding fire seal with added cold smoke seal
- Four layer hardplate with drill stopping armor plate.
- 1^{7/16}" thick body with 12 ga. outer steel wall.
- Recessed door design
- Easy swing heavy duty door hinges
- Dual independent relocers
- Up to 8-1" chrome plated locking bolts
- U.L. listed Sargent and Greenleaf Group II combination lock with a built-in relocker, key locking dial and spy proof ring or upgrade to a Sargent and Greenleaf Electronic push button keypad for quick easy access
- 3 way spinner handle with force slip design
- Removable doors for easier moving
- Plush velour covered interiors
- Available in Hammer Tone Black textured style finish
- Predrilled for optional dehumidifier rod
- Limited lifetime warranty

GUARDSMAN SERIES SPECIFICATIONS

| Model | Height | Width | Depth | Volume | Locking Bolts | Body Thickness | Door Thickness | Weight | Gun Capacity With Side Shelves | All Gun Capacity |
|-------|--------|-------|-------|--------|---------------|-------------------------------------|--|---------|--------------------------------|------------------|
| G 632 | 60" | 30" | 25" | 26cu | 8-1" | 1 ^{7/16} " thick body with | Reinforced 4" thick with 7/8" pry proof edge thickness | 650 lbs | 3, 7, 15 | 18 or 28 |
| G 642 | 60" | 40" | 27" | 38cu | 8-1" | 12 ga. outer steel wall | | 725 lbs | 8, 16, 30, | 32 or 42 |

Does not include weight of optional steel liner

Dimensions are rounded off and could vary plus or minus a 1/2". (Handle may extend 2 1/2" beyond face of door)

Vault Door



PSP has designed these heavy duty fire insulated vault doors for easy installation in either preformed concrete or block walls. All vault door models come with an inside door release mechanism to allow opening from the inside. We also offer an In Swing Model for use as a storm shelter as well as a vault which offers

safety for your family as well as security for your valuables. All vault doors are available in high gloss finishes or textured granite finishes.

Custom sizes can be made, call for pricing. Doors can be hinged right or left handed as well as wall thickness if other than standard 8", specify when ordering.

STANDARD FEATURES FOR VAULT DOOR

- Fire protection standard
- Massive 5/16" thick face plate
- Dual heat expanding and cold smoke door seals
- Exclusive tri-fold frame design
- Massive 3 7/8" thick door
- Four-layer hardplate
- Heavy 7 ga. frame
- Pry proof recessed door
- Inside door release
- Expandable inside door frame
- 3 way spinner handle with force slip design
- 1 1/2" tall threshold to allow for layment of tile, carpet or thick rugs.

For large capacity storage you can convert an existing room, or build your own walk-in vault during new construction.

OUT SWING VAULT DOOR SPECIFICATIONS

| Model | Blockout Size of Opening | | Door Opening | | Locking bolts Including Top Bolts | Door Thickness | Weight |
|-------|--------------------------|-------|--------------|-------|--------------------------------------|---|---------|
| | Height | Width | Height | Width | | | |
| VD833 | 83" | 37" | 79" | 32" | 15-1" | 3 7/8" thick with heavy 5/16" steel faceplate | 800 lbs |

Note all block out sizes are concrete to concrete with all wooden forms removed

STANDARD FEATURES IN SWING VAULT DOOR

- Fire protection standard
- Heat expanding and cold smoke door seal
- Exclusive frame design
- Massive 4" thick door
- Four layer hardplate
- Heavy steel frame
- Pry proof door
- Inside door release
- Expandable inside door frame
- 3-way spinner handle with force slip design

All vault doors come standard with an inside door release



IN SWING VAULT DOOR SPECIFICATIONS

| Model | Blockout Size of Opening | | Door Opening | | Locking bolts Including Top Bolts | Door Thickness | Weight |
|--------|--------------------------|-------|--------------|-------|--------------------------------------|----------------|---------|
| | Height | Width | Height | Width | | | |
| IS 833 | 83" | 37" | 77" | 26" | 15-1" | 4" | 825 lbs |
| IS 834 | 83" | 43" | 77" | 32" | 15-1" | 4" | 875 lbs |
| IS 836 | 83" | 47" | 77" | 36" | 15-1" | 4" | 930 lbs |

Note all block out sizes are concrete to concrete with all wooden forms removed





*Many sizes Available
to fit Any and All
Situations!*

AVAILABLE SIZES

| | | |
|----------|----------|-----------|
| 6' x 4' | 8' x 4' | 10' x 4' |
| 6' x 6' | 8' x 6' | 10' x 6' |
| 6' x 8' | 8' x 8' | 10' x 8' |
| 6' x 10' | 8' x 10' | 10' x 10' |
| 6' x 12' | 8' x 12' | 10' x 12' |
| 6' x 14' | 8' x 14' | 10' x 14' |

**Also can be made longer in 24" increments. Overall finish height all sizes 7'3". Interior finish height all sizes 6'8"*

MULTIPLE USES

- Tornado/Storm Shelter
- Gun Storage Room
- Valuables Vault/Storage Room
- Panic Room

FEATURES

- Modular individual panels can be assembled almost anywhere
- Can be expanded larger at anytime in 24" increments
- Inside door release system
- Fire resistant
- Door can be mounted on any side with a 6' width or wider
- Pre-drilled holes to allow anchoring to the floor
- Interior steel liner allows fastening of gun racks, cabinetry and shelving anywhere
- Installs easily
- Tough almond matte finish
- Choose from category I, 10 gauge wall thickness, or category II, laminated 1/4" thick exterior wall thickness

STANDARD DOOR FEATURES

- Inside door release
- Massive 3 3/4" thick door with 1/4" thick face plate
- Tri-fold frame design with dual heat expanding fire seals with cold smoke gasket
- Four layer hardplate with drill stopping armor plate
- Pry proof recessed door
- 13-massive 1" chrome plated active door bolts
- U.L. listed Sargent and Greenleaf Group II Combination lock with built in relocker key lock dial and spy proof ring or upgrade to a Sargent and Greenleaf Electronic push button keypad for quick and easy access

AVAILABLE OPTIONS

- Air vent
- Push button electronic lock
- Biometric keypad (finger print scanner)
- Decorative hinge caps
- Wildlife mural - Bulging Elk, Whitetail Deer, Wolves and Eagles, Flushing Quail

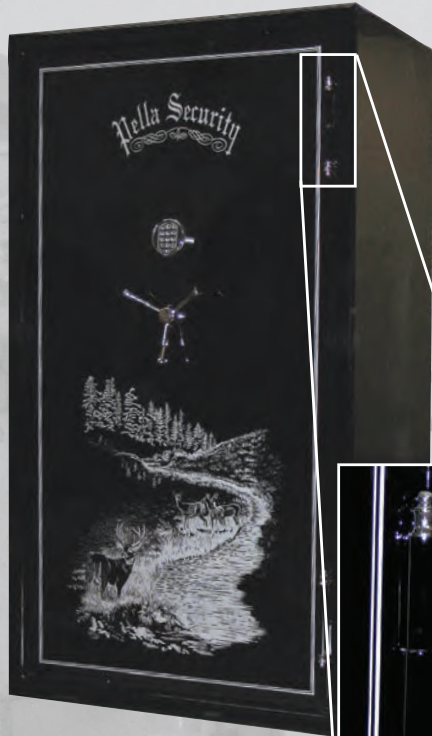


Easy to Assemble!

Easy to Expand!


Easy to Customize!

Available Options & Accessories



SARGENT & GREENLEAF ELECTRONIC DIGITAL LOCK

These electronic locks provide the same security features found in combination locks. The telephone type keypad allows you quick and easy access to your safe. (Factory Installed)



HANDGUN HOLDER

This unique patented handgun holder simply slides over any shelf to save space. Just slide barrel over exposed prong, can be mounted under shelf or on top. Same handgun holders works both ways. Just bend prongs up to desired angle. The handgun holder saves space, provides easy access, won't slip off, holds two handguns, has protective rubber tips and a thick protective coating fits down to 22 cal. The handgun holder can also be used to hang other items out of the way in garages, closets, and cabinets.



SARGENT & GREENLEAF BIOMETRIC LOCK

This unique keypad adds a new level of security by letting the user select the amount of security the safe can be opened with

1. Finger print only
2. Fingerprint and pin code
3. Pin code only

Designed for easy programming, adding or deleting of fingerprints (up to 9). LCD screen on keypad guides user through the process.

HINGE CAPS

Beautiful stylish hinge caps in gold or chrome can be added to the hinges of your safe to give it an attractive and unique look.

INTERIOR STEEL LINER FOR EXTRA ADDED PROTECTION

An interior 12-gauge steel liner can be added to any safe. This adds an extra layer of protection that a would-be burglar would have to penetrate. Think of it as a safe within a safe.



PISTOL RACK

This solid oak or walnut pistol rack available in eight gun configurations conveniently fits on one of the shelves inside the safe to organize your handguns and provide more shelving space.



VAULT PEDESTAL

Increase the access height of your vault by five inches with this sturdy carpeted riser.

Available Accessories



HANDGUN SECURITY VAULTS

A secure storage solution for handguns and other valuables at home or in the car. Designed to provide an additional level of security for conceal carry permit holders

- Can be secured to any flat surface
- Heavy-duty 43" 1500 lb. steel cable included for securing to stationary objects (ultra compact model does not include cable).
- Meets TSA airline guidelines
- Certified California DOJ approved
- Three sizes available
 - Large Handgun Vault Dimensions 6.5" wide x 10" high x 2" deep
 - Compact Handgun Vault Dimensions 5.75" wide x 8.5" high x 2" deep
 - Ultra-Compact Handgun Vault Dimensions 6.5" wide x 5.1" high x 1.6" deep



DOOR POCKET ORGANIZERS

- Secure and organize a variety of small valuables or documents
- Available in mesh or solid pocket
- Velcro backing holds firmly and allows placing where desired
- Organizer dimensions 9.5" x 6"




HANDGUN DOOR HOLSTER

- Fits most handguns
- Velcro backing holds handguns securely and allows placing where desired.



WIRELESS HYGROMETER

- Wireless sensor
- Displays temperature and humidity for inside vault and outside room
- Easy to read LCD display



INTERIOR LED LIGHTING SYSTEM

This unique high output LED strip lighting system is mounted along the inside of the door jamb to illuminate all corners of your safe.

DOOR MOUNTED PISTOL RACK

Convert the back of your door to allow for easy access of handguns and accessories. Accepts standard 1/4" board hooks (hooks not included).



Lock Down® Vault Accessories



DEHUMIDIFIER ROD

Rods work by slightly increasing and stabilizing the air temperature inside the safe. When positioned at the low point in the safe the heat will radiate up through the safe. All safes are pre-drilled for this option.



SMALL DOCUMENT HOLDER

- Perfect for organizing passports, car titles and other Identification
- Universal attachment system mounts to inside of door.
- Holds documents up to 6" x 6"



LARGE DOCUMENT HOLDER

- Mounts to inside of door
- Holds documents up to 10" x 12.5"
- Removable divider



LARGE HANGING ORGANIZER

- Secure and organize small valuables
- Universal attachment system
- Mounts to inside of vault door
- 6 pockets with elastic band and see-through mesh fabric



VAULT DRAWER

Fits over any shelf. Perfect for small valuables, papers, etc.

- Take advantage of unused space under shelves
- No tools needed

AR MAGAZINE RACK

- Can be set on a shelf or nested and hung on a peg for display
- Free-standing or wall mountable
- Holds up to 10 AR 15 magazines
- Compatible with all in-line mags from 10 round up to 30 round



MAGNETIC BARREL REST

Magnetic barrel rest that conveniently secures to the outside of your safe. Serves as an extra hand when moving guns in and out.

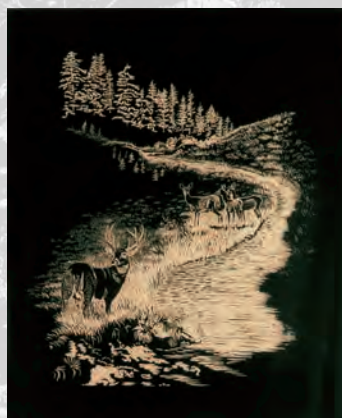
- Holds 3 guns
- Rubber-backed to protect safe finish

Optional Wildlife Murals

Choose from four wildlife murals created exclusively for Pella Security Products by professional artist Andrea Van Wyk. These elegant murals cover the lower portion of the door, enhancing the beauty of your safe. (Not available on 621 or 321 models.)



BUGLING ELK



WHITETAIL DEER




FLUSHING QUAIL



WOLVES & EAGLES

EXTERIOR TRIM COLORS GOLD OR CHROME

EXTERIOR HIGH GLOSS PAINT COLORS




HUNTER GREEN



BURGUNDY




MIDNIGHT BLUE



MULBERRY RED



IVORY WHITE



CHARCOAL GRAY



BLACK




DARK BROWN




CHAMPAGNE


EXTERIOR TEXTURED GRANITE COLORS




BLACK GRANITE



SANDSTONE




GRAY GRANITE



HAMMERTONE GRANITE

DELUXE VELOUR INTERIOR FABRIC COLORS



GRAY VELOUR



BURGUNDY VELOUR



TAN VELOUR

COLOR CHIPS MAY NOT REFLECT ACTUAL COLOR

EXTERIOR PINSTRIPE, LOCK AND HANDLE AVAILABLE IN EITHER BRIGHT BRASS OR CHROME

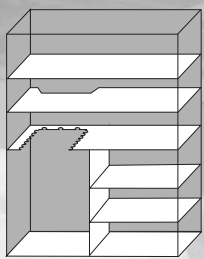
OTHER INTERIOR UPGRADES OR CONFIGURATIONS CAN BE DONE UPON REQUEST

All safes come standard with inside door panel, interior sides, back, and bottom of safe covered in velour.

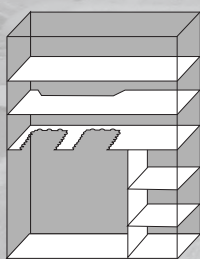
Safe Interior Options

Other special made interiors can be done upon request. Top shelves are notched out in the back to allow for longer barrelled firearms.

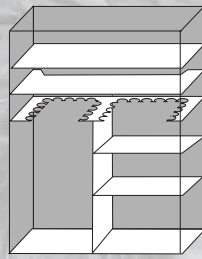
50" Width Safes



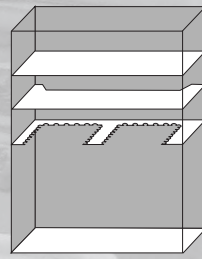
16 GUN S.S.



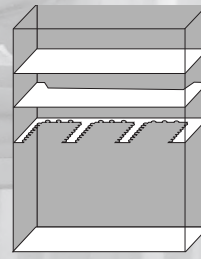
30 GUN S.S.



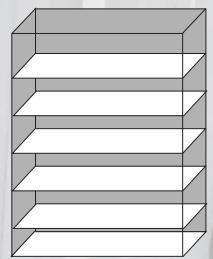
18-36 A.G.
CONVERSION



36 A.G.

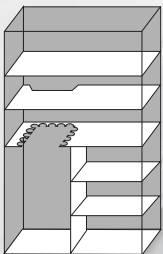


45 A.G.

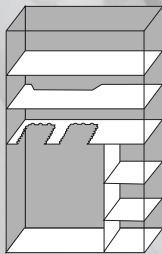


ALL SHELF

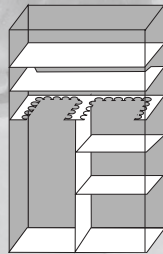
40" Width Safes



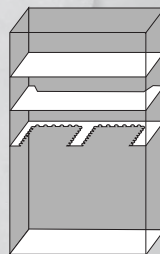
16 GUN S.S.



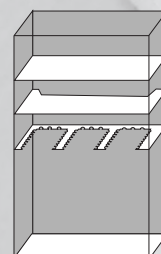
30 GUN S.S.



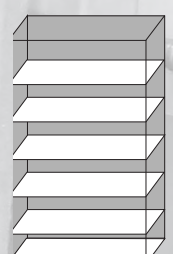
16-32 A.G.
CONVERSION



32 A.G.

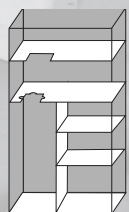


42 A.G.

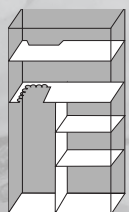


ALL SHELF

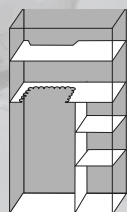
30" Width Safes



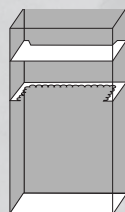
3 GUN S.S.



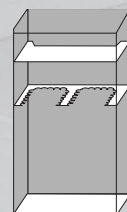
7 GUN S.S.



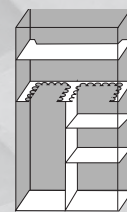
15 GUN S.S.



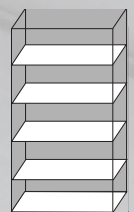
18 A.G.



28 A.G.

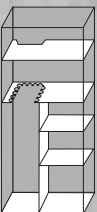


14-28 A.G.
CONVERSION

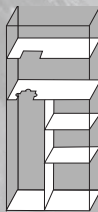


ALL SHELF

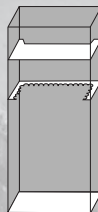
24" Width Safes



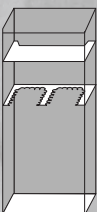
8 GUN S.S.



3 GUN S.S.



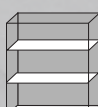
12 A.G.



16 A.G.



ALL SHELF



ALL SHELF

All 60" tall models come standard with one full length top shelf, 72" models come standard with two top shelves. Gun capacities are reduced in Ex Models or models with upgraded fire protection.

| Gun Capacity | 3 | 7 | 8 | 12 | 15 | 16 | 18 | 28 | 30 | 32 | 42 | 45 | All Shelf |
|--------------|------|------|------|------|------|------|------|------|------|------|------|------|-----------|
| Model | | | | | | | | | | | | | |
| 752 | | | S.S. | | | S.S. | | | S.S. | A.G. | | A.G. | 5 |
| 742 | | | S.S. | | | S.S. | | | S.S. | A.G. | A.G. | | 5 |
| 732 | S.S. | S.S. | | | S.S. | A.G. | | A.G. | | | | | 5 |
| 652 | | | S.S. | | | S.S. | | | S.S. | A.G. | | A.G. | 4 |
| 642 | | | | | | S.S. | | | S.S. | A.G. | A.G. | | 4 |
| 632 | S.S. | S.S. | | | S.S. | | A.G. | A.G. | | | | | 4 |
| 621 | | | S.S. | A.G. | | | A.G. | | | | | | 4 |

To: Pella Security Products

I purchased a Pella Security Gun Safe about 2 years ago. My wife and I decided that we needed a gun safe so that I could keep my guns out of the hands of our 2 young children. After looking over information from every gun safe company that I could find, I decided that yours was the best built for the best price. We ordered our safe with fire insulation and extra shelving for other items we intended to put in it. I never really thought that we would be burglarized. We live in a very good neighborhood. But it happened about a year and a half after we purchased the safe. We came home one evening to find our front door standing wide open. The 1st thing I did was check on my guns, which were still locked up tight in our safe. After opening the safe I noticed a couple pieces of a broken knife blade lying on the floor. They had obviously tried to pry the door open by using a pocket knife. (They hardly scratched the paint.) Although we lost a few items that were not locked up in the safe, it could have been a lot worse had we not had one of your safes. Thank you so much for a great product. I could not be more satisfied.

*Jim S.
St. Louis, MO*

LIMITED LIFETIME WARRANTY

Every product we manufacture is protected by a limited lifetime warranty for the lifetime of the original owner. If any part (excluding paint finish) fails to perform as designed, we will repair or replace the part free of charge. All manual locks are covered by a five-year warranty. All electronic locks are covered by a two-year warranty.

SATISFACTION GUARANTEE

If you are not satisfied with your safe upon receipt, just return it within 3 business days of delivery for a full refund or exchange, excluding freight charges.

BREAK-IN WARRANTY

If your safe has been forcibly entered or damaged in an attempted break-in, return the damaged safe, freight prepaid, with the investigating agency's report and at our option we will replace or repair the safe free of charge.

FIRE DAMAGE WARRANTY

If your safe has been damaged by a home fire, return the safe, freight prepaid, and at our option we will repair or replace it free of charge.

(MODELS, SIZES, AND PRICES SUBJECT TO CHANGE WITHOUT NOTICE.)
WEIGHTS MAY VARY DUE TO OPTIONS

DISTRIBUTED BY:

Pella Security

Lock'em or Lose'em

Pella Security Products Inc.
1910 Cordova Ave.
Leighton, Iowa 50143
641-626-3004
Website: pellasecurity.com